


# AerO<sup>3</sup> ACS

Industry: HVAC

## UV Rack



**Disinfection system  
for HVAC**



**Applied inside ducts, or in the final section of AHU (Air Handling Unit) UV-RACK creates an UVGI barrier that inhibits the proliferation of viruses, bacteria, moulds and spores settling inside Air Conditioning Systems and very dangerous for health.**

UV-RACK purifies homogeneously the airflow running through its powerful lamps, eliminating the microbial load and the spreading and distribution of dangerous and annoying pathogens inside buildings

## A SYSTEM WITHOUT COMPROMISE

The use of UV-RACK eliminate important issues related to AC Systems and deadly illnesses (such as Legionella Pneumophila, Tuberculosis, Flu, etc.) but also “Sick Building Syndrome”, “Monday Fever”, Asthma and Allergies. UVRACK allows also the control of Hygiene high standards in Food industry and fights against Healthcare Associated Infections (HAI) in hospitals.

UV-RACK application is important not only for IAQ and health, but a cleaner AC system is also more efficient from an economic point of view, with less operative and maintenance costs. As a matter of fact, using UVGI the need of filters replacement and clean of inner surfaces is less necessary than usual. With UV-RACK you obtain a deep and continuous disinfection of your AC system.



## INSTALLATION

Installation is very easy, you just need to make a rectangular cut on the duct you want to treat, and insert the device within the hole.

Installation procedures:

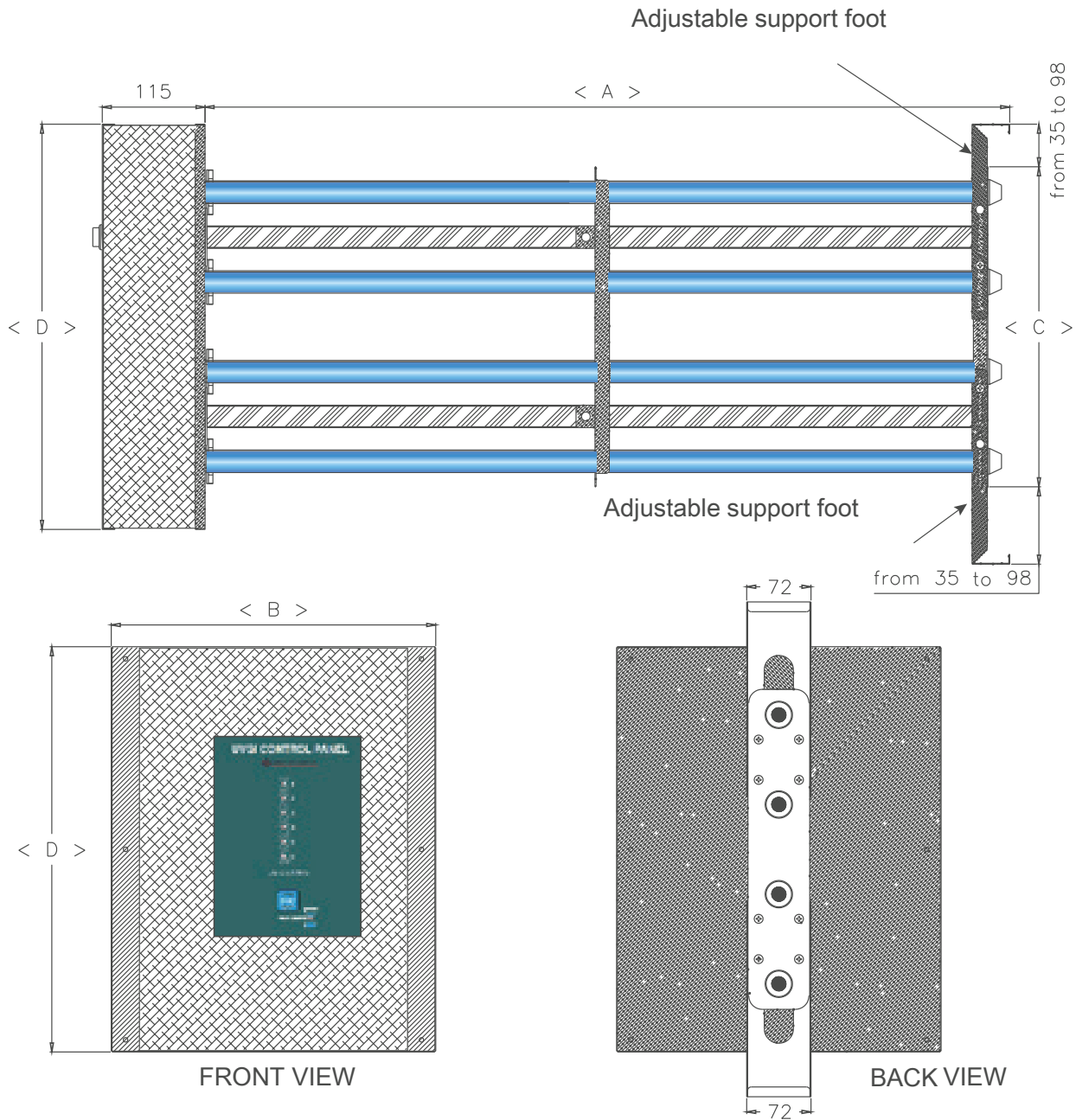
1. place UV-RACK downstream the conditioning system, leaving around 50 cm of free space before and after the device;
2. make a hole on the duct's wall following the sizes indicated on the manual;
3. screw UV-RACK on the duct with the tapping screws provided, through the holes on the base of the flange.

## TECHNICAL SPECIFICATIONS

| UV-RACK               | 3/40H  | 4/40H  | 6/40H  | 3/60H  | 4/60H  | 6/60H  |
|-----------------------|--------|--------|--------|--------|--------|--------|
| LAMP LIFETIME (hours) | 12.000 | 12.000 | 12.000 | 12.000 | 12.000 | 12.000 |
| CONSUMPTION (W)       | 105    | 140    | 210    | 180    | 240    | 360    |
| DIMENSIONS (A) (mm)   | 443    | 443    | 443    | 587    | 587    | 587    |
| DIMENSIONS (B) (mm)   | 514    | 362    | 362    | 514    | 362    | 362    |
| DIMENSIONS (C) (mm)   | 257    | 357    | 557    | 257    | 357    | 557    |
| DIMENSIONS (D) (mm)   | 352    | 452    | 652    | 352    | 452    | 652    |

| UV-RACK               | 3/90H  | 4/90H  | 6/90H  | 3/120H | 4/120H | 6/120H |
|-----------------------|--------|--------|--------|--------|--------|--------|
| LAMP LIFETIME (hours) | 12.000 | 12.000 | 12.000 | 12.000 | 12.000 | 12.000 |
| CONSUMPTION (W)       | 255    | 340    | 510    | 300    | 400    | 600    |
| DIMENSIONS (A) (mm)   | 897    | 897    | 897    | 1180   | 1180   | 1180   |
| DIMENSIONS (B) (mm)   | 462    | 362    | 362    | 514    | 362    | 362    |
| DIMENSIONS (C) (mm)   | 257    | 357    | 557    | 257    | 357    | 557    |
| DIMENSIONS (D) (mm)   | 352    | 452    | 652    | 352    | 452    | 652    |

## TECHNICAL DRAWINGS



## FEATURES

UV-RACK has been designed to adapt to different sizes and ducts sections, it is very compact, and its installation requires just a few simple steps: insert the lamps within the air duct through a cut and screw UV-RACK case on the external channel wall, and you're done!

Ballasts are inserted directly inside the case, IP55 insulated, and they are specific for Light Progress UV-C lamps, optimizing their performance and durability. UV-RACK is made with high quality and extremely durable components, and works perfectly in difficult operating conditions (high humidity, low temperature, etc.)



AerOzon UV-Engineering Ltd. Soteria Building Dawret Hal Ghaxaq  
GXQ 9011 Ghaxaq Malta  
[www.uvengineering.com](http://www.uvengineering.com) / [Info@uvengineering.com](mailto:Info@uvengineering.com)